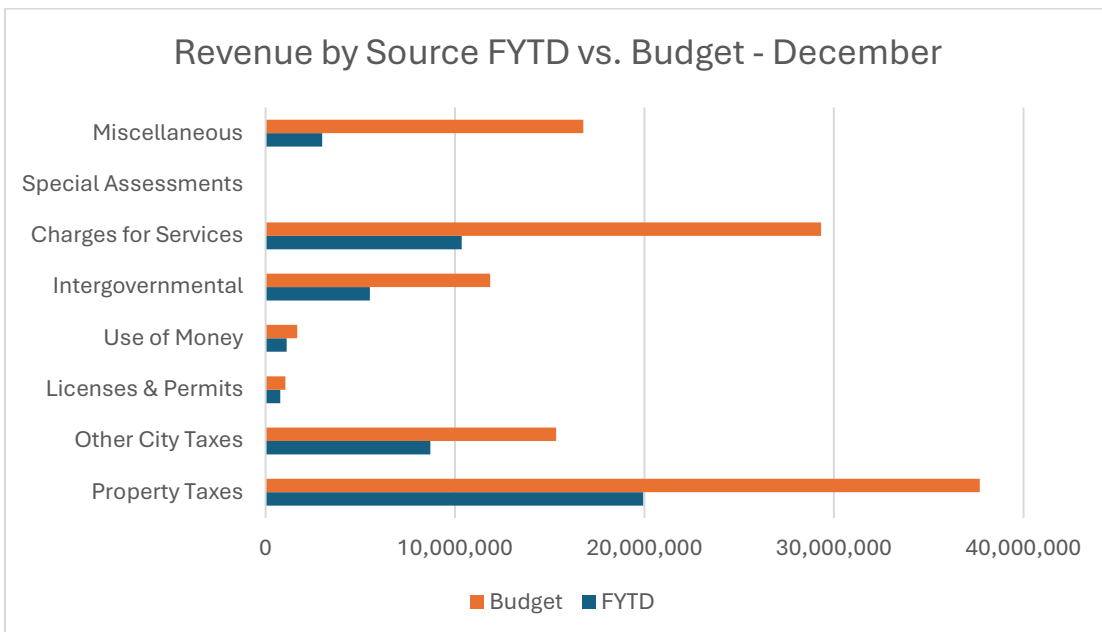
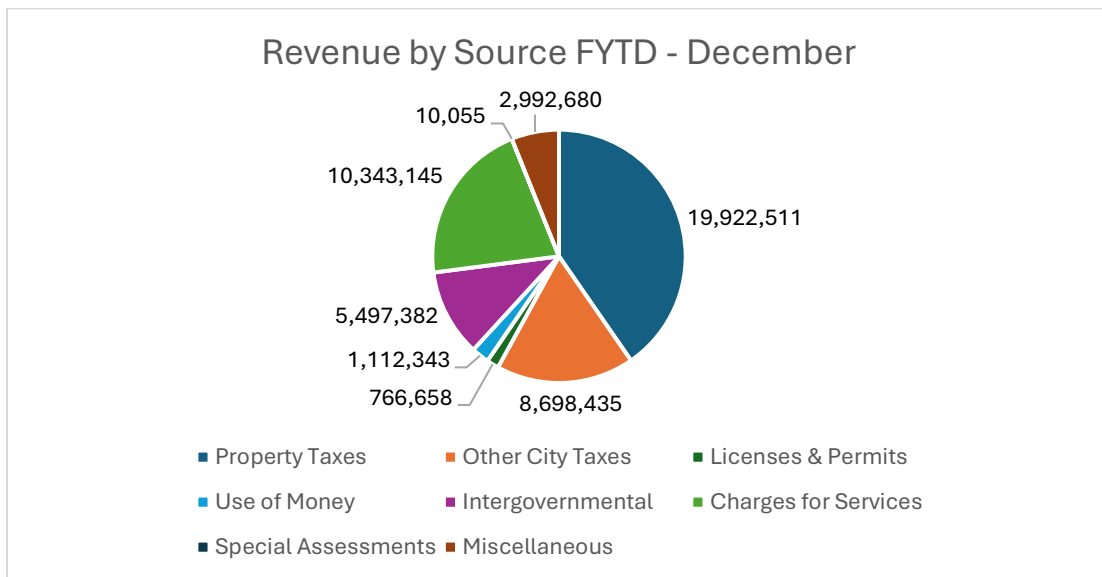


Total Revenue by Source

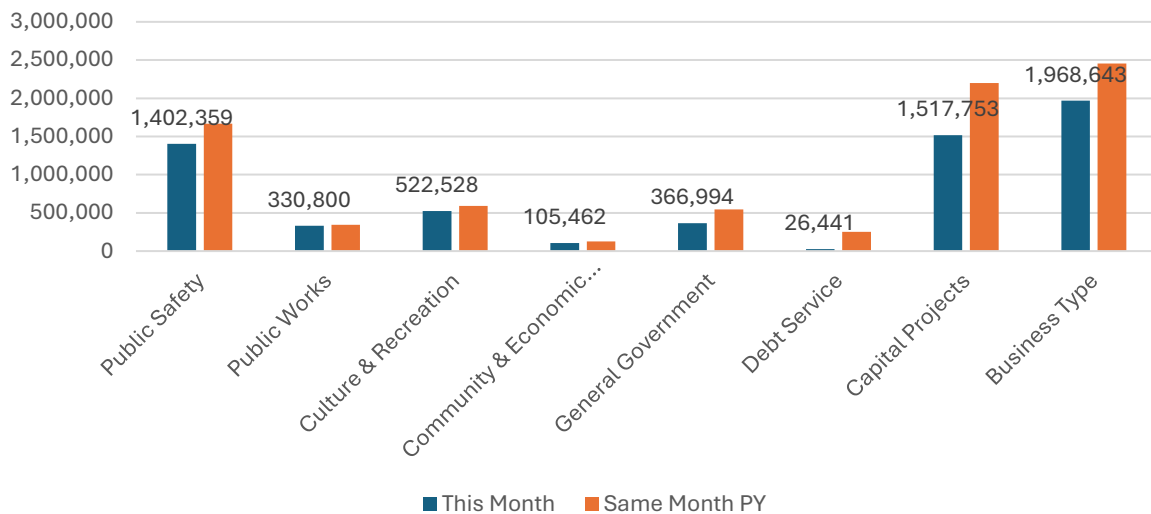
	This Month	Same Month PY	FYTD	Budget	% of Budget
Property Taxes	214,011	189,748	19,922,511	37,693,585	53%
Other City Taxes	1,148,936	773,978	8,698,435	15,328,893	57%
Licenses & Permits	41,901	84,670	766,658	1,052,000	73%
Use of Money	159,422	621,821	1,112,343	1,664,270	67%
Intergovernmental	1,668,886	717,687	5,497,382	11,846,888	46%
Charges for Services	1,383,391	1,410,598	10,343,145	29,324,817	35%
Special Assessments	1,500	1,425	10,055	14,000	72%
Miscellaneous	633,707	5,106,590	2,992,680	16,775,628	18%
	5,251,755	8,906,517	49,343,208	113,700,081	43%



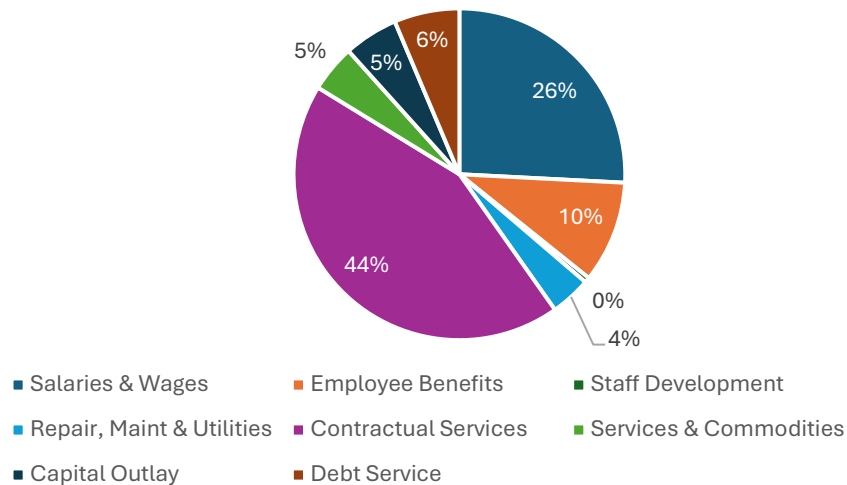
Total Expenditures by Function

	This Month	Same Month PY	FYTD	Budget	% of Budget
Public Safety	1,402,359	1,667,221	8,486,637	17,352,289	49%
Public Works	330,800	344,336	2,024,556	4,177,349	48%
Culture & Recreation	522,528	591,192	3,523,835	7,131,533	49%
Community & Economic Development	105,462	128,325	2,592,219	5,319,368	49%
General Government	366,994	546,813	2,745,170	6,275,571	44%
Debt Service	26,441	250,948	2,824,369	15,612,930	18%
Capital Projects	1,517,753	2,199,149	14,263,759	28,515,359	50%
Business Type	1,968,643	2,454,790	13,478,740	31,753,742	42%
	6,240,980	8,182,775	49,939,285	116,138,141	43%

Expenditures by Function - December

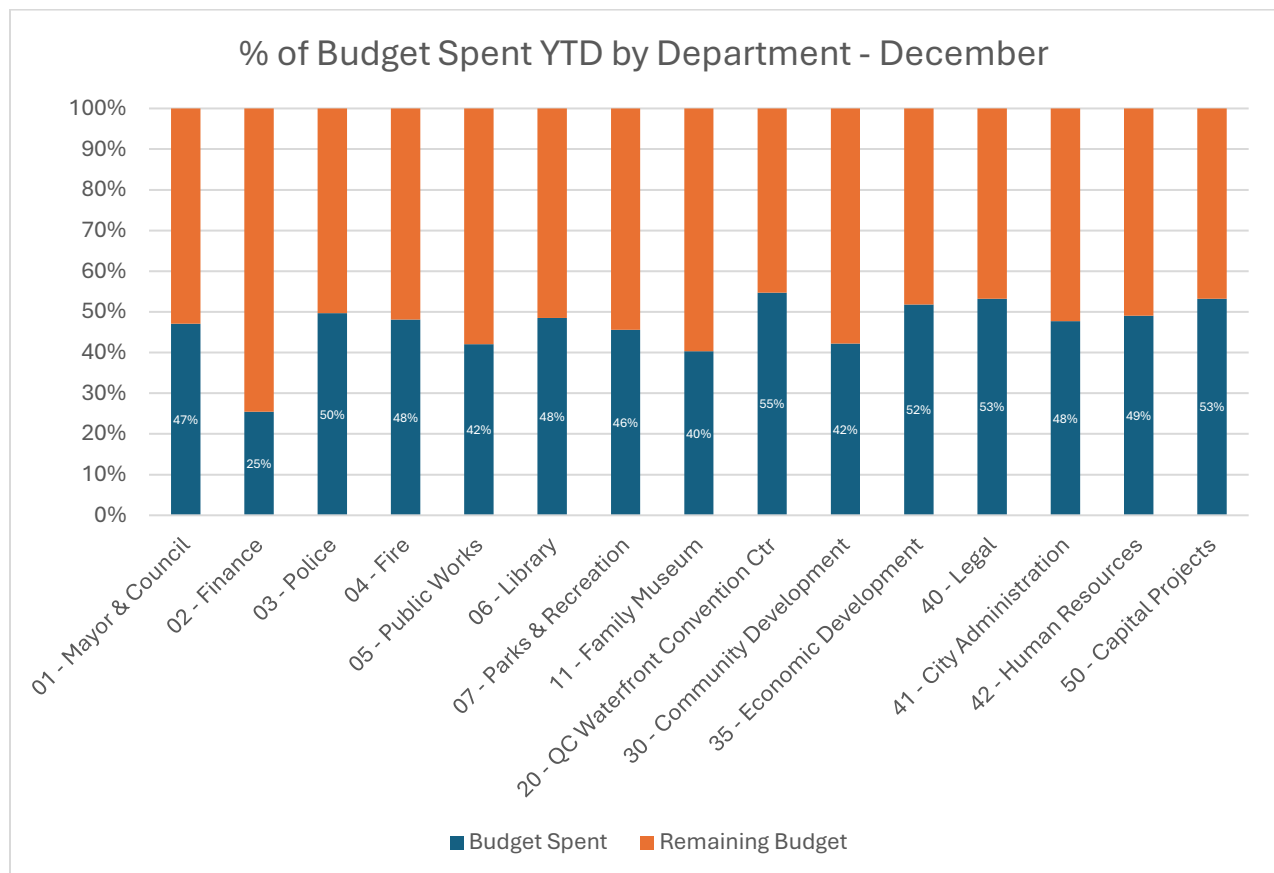


Expenditures by Category FYTD - December



Total Expenditures by Department

	This Month	Same Month PY	FYTD	Budget	Budget Spent	Remaining Budget
01 - Mayor & Council	493,383	606,456	4,348,610	9,233,411	47%	53%
02 - Finance	371,072	1,093,151	6,558,462	25,775,451	25%	75%
03 - Police	813,572	1,009,210	4,922,613	9,912,992	50%	50%
04 - Fire	522,722	587,549	3,139,873	6,526,656	48%	52%
05 - Public Works	1,479,868	1,511,127	8,573,015	20,379,972	42%	58%
06 - Library	319,966	395,862	2,056,135	4,242,091	48%	52%
07 - Parks & Recreation	216,811	252,359	1,882,494	4,130,693	46%	54%
11 - Family Museum	173,672	218,776	1,085,935	2,690,542	40%	60%
20 - QC Waterfront Convention Ctr	142,230	93,088	960,885	1,755,500	55%	45%
30 - Community Development	143,643	177,579	915,829	2,170,299	42%	58%
35 - Economic Development	58,336	54,944	2,239,368	4,320,838	52%	48%
40 - Legal	39,288	54,207	236,297	443,728	53%	47%
41 - City Administration	39,138	66,012	275,518	576,980	48%	52%
42 - Human Resources	39,683	50,443	268,129	547,006	49%	51%
50 - Capital Projects	1,387,596	2,012,010	12,476,122	23,431,982	53%	47%
	6,240,980	8,182,775	49,939,285	116,138,141	43%	57%



City of Bettendorf

Finance Summary

Month Ended 12/31/24

Mayor & Council (General Fund Only)	Account Description	Adopted Budget	Actual 11/30/24	Encumb.	(Over)/Under Budget	% Spent YTD 11/30/24
1001-0101-51001	Regular Full Time	17,693	8,494.09	0.00	9,198.91	48.01%
1001-0101-51002	Regular Part-Time	100,423	47,432.34	0.00	52,990.66	47.23%
1001-0101-51004	Overtime	750	488.35	0.00	261.65	65.11%
1001-0101-51027	Sick Leave Buyback	100	63.00	0.00	37.00	63.00%
1001-0101-52001	Fica-City Contribution	1,150	1,170.40	0.00	-20.40	101.77%
1001-0101-52002	Medicare-City Contributn	720	824.02	0.00	-104.02	114.45%
1001-0101-52003	Ipers-City Contribution	11,221	4,461.19	0.00	6,759.81	39.76%
1001-0101-52005	City Funded Deferred Comp	354	175.84	0.00	178.16	49.67%
1001-0101-52006	Group Insurance	3,985	1,796.84	0.00	2,188.16	45.09%
1001-0101-53001	Association Dues	100	13,291.00	0.00	-13,191.00	13291.00%
1001-0101-53002	Subscriptns & Educatn Mat	0	41.72	0.00	-41.72	
1001-0101-53004	Meetings & Conferences	28,000	9,088.26	0.00	18,911.74	32.46%
1001-0101-55013	Payment To Other Agencies	765,000	471,636.70	0.00	293,363.30	61.65%
1001-0101-55019	Information Services Chrg	29,421	23,700.86	0.00	5,720.14	80.56%
1001-0101-55031	Contingency	2,500	0.00	0.00	2,500.00	0.00%
1001-0101-55072	Other Professional Servic	50,000	3,453.91	0.00	46,546.09	6.91%
1001-0101-55082	Homebase Warranty Expense	0	900.00	0.00	-900.00	
1001-0101-56004	Minor Equipment	500	102.72	0.00	397.28	20.54%
1001-0101-56006	Office Supplies	200	111.85	0.00	88.15	55.93%
1001-0101-56007	Operating Supplies	42,500	28,135.27	0.00	14,364.73	66.20%
1001-0101-56008	Postage & Shipping	2,000	0.00	0.00	2,000.00	0.00%
1001-0101-56033	Public Appreciation	25,000	13,456.07	0.00	11,543.93	53.82%
Total		1,081,617	628,824	0	452,792.57	58.14%